



Methodology:

Computing a clearance rate requires a count of incoming cases and outgoing cases during a given time period example yearly or quarterly.

A high clearance rate indicate a higher disposal rate of cases.

1. Incoming Cases

Incoming cases consist of cases being carried forward from any particular year, and new cases registered in 2021. Cases with these type of case status are calculated into incoming cases; ***Active and Adjournd Sine Die***.

Incoming cases are inclusive of all types of court from Court of Appeal to Magistrates Court in both civil and criminal cases.

2. Outgoing Cases

Outgoing cases consist of cases disposed in 2021 with this type of case status; Judgment entered and File Closed.

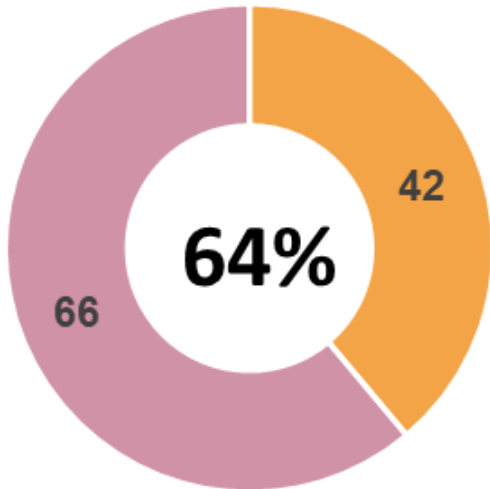
The type of cases calculated in outgoing cases are similar with incoming cases which include all type of court in civil and criminal case types.

The Clearance rate is calculated:

$$\frac{\text{Outgoing Cases}}{\text{Incoming Cases}} \times 100\%$$

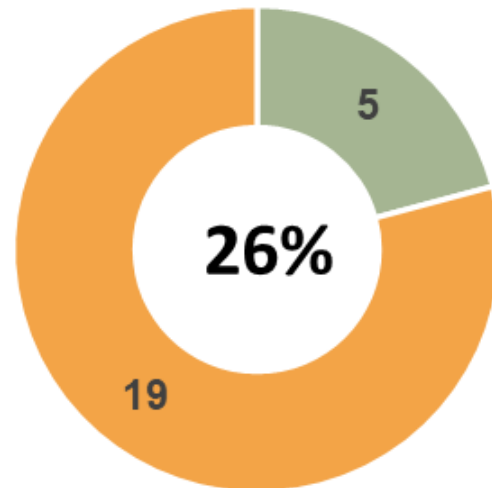
HIGH COURT

HIGH COURT CIVIL SUIT



■ Outgoing cases ■ Incoming Cases

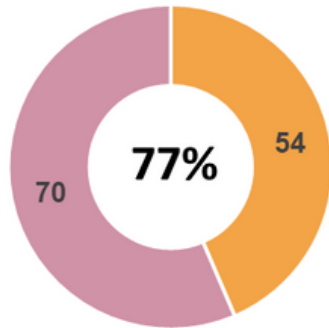
HIGH COURT CRIMINAL TRIAL



■ Outgoing cases ■ Incoming Cases

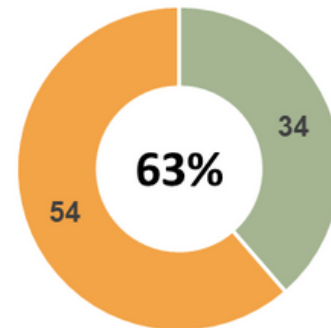
INTERMEDIATE COURT

INTERMEDIATE COURT CIVIL SUIT



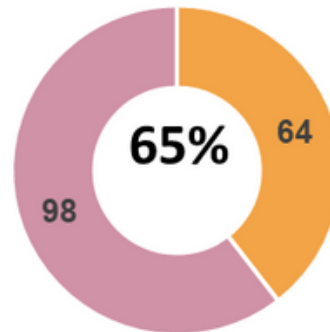
■ Outgoing cases ■ Incoming Cases

INTERMEDIATE COURT CRIMINAL TRIAL



■ Outgoing cases ■ Incoming Cases

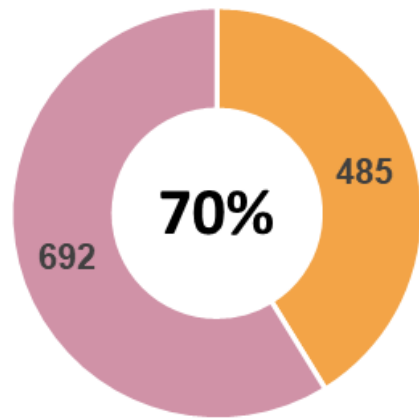
INTERMEDIATE COURT CIVIL SUIT / COMMERICAL



■ Outgoing cases ■ Incoming Cases

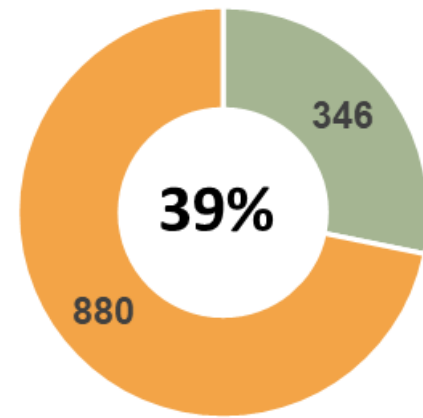
MAGISTRATE COURT

MAGISTRATES COURT CIVIL SUIT



■ Outgoing cases ■ Incoming Cases

MAGISTRATES COURT CRIMINAL TRIAL



■ Outgoing cases ■ Incoming Cases